



My NCAT

Courses

Services

Web Search

ONLINE COURSE DEVELOPMENT DEMONSTRATION COURSE FOR FACULTY (OFAC101) > PROJECTS



Projects



Projects



This section could be used to outline special group or individual student projects.

Announcements

Staff Information

Syllabus

Course Documents

Assignments

Discussion Board

External Links

Books

Projects

FAQS

Communication

Tools

Communication

Course Tools

Course Map

Refresh

Detail View



My NCAT

Courses

Services

Web Search

ONLINE COURSE DEVELOPMENT DEMONSTRATION COURSE FOR FACULTY (OFAC101) > BOOKS


Books


Books & Other Resources


Use this section to provide

information on the textbook, including ISBN number, and other resources needed for the course.


- Announcements
- Staff Information
- Syllabus
- Course Documents
- Assignments
- Discussion Board
- External Links
- Books
- Projects
- FAQS
- Communication
- Tools

 Communication

 Course Tools

 Course Map

 Refresh

 Detail View



My NCAT

Courses

Services

Web Search

Announcements

Staff Information

Syllabus

Course Documents

Assignments

Discussion Board

External Links

Books

Projects

FAQS

Communication

Tools

Communication

Course Tools

Course Map

Refresh

Detail View

ONLINE COURSE DEVELOPMENT DEMONSTRATION COURSE FOR FACULTY (OFAC101) > EXTERNAL LINKS



External Links

**Add URLs (External Links) or Course Links (Internal Links)**

Instructors can add links to

external websites that are related to the course content. This allows students to access additional materials quickly and easily without typing the web address or URL themselves. Instructors have the ability to link internally to other items or areas within their courses. All items that appear in the Course Map can be linked.

**Center for Distance Learning**

North Carolina Agricultural & Technical State University's Center for Distance Learning Web Site

**NCA&TSU Blackboard Training Site for Faculty**

This site will host training schedules, Blackboard training documents, Frequently Asked Questions along with additional information to assist users.

**The UNC TLT Training Compendium**

The UNC TLT Training Compendium, created by the UNC Teaching and Learning with Technology Collaborative (TLTC), provides a single access point to training materials in the area of teaching with technology that the 16 University of North Carolina campuses are willing to share with each other. The Compendium links to self-paced tutorials, workshop syllabi, instructional videos, course handouts, and other resources on a range of TLT topics from getting started with Microsoft

Word to managing communication in an online course. Each entry in the Compendium includes indexing and abstracting, allowing users to easily browse training by: -Topic -Campus -Format



MERLOT

Multimedia Educational Resource for Learning and Online Teaching MERLOT is a free and open resource designed primarily for faculty of higher education. Links to online learning materials are collected here along with annotations such as peer reviews and assignments.



MIT OpenCourseWare

A free and open educational resource for faculty, students, and self-learners around the world. OCW supports MIT's mission to advance knowledge and education, and serve the world in the 21st century. It is true to MIT's values of excellence, innovation, and leadership.



Blackboard and the TEACH Act

Information from the American Library Association.



My NCAT

Courses

Services

Web Search

ONLINE COURSE DEVELOPMENT DEMONSTRATION COURSE FOR FACULTY (OFAC101) > DISCUSSION BOARD


Discussion Board

Search

After



in

Before



GO

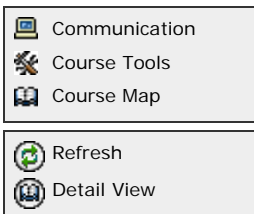
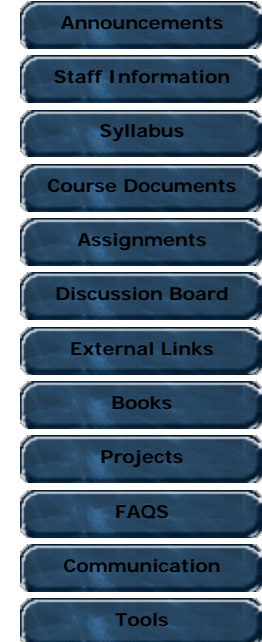
Forum	Total Posts	Unread Posts	Total Participants
Discussion Board Section	0	0	0

Another communication tool in Blackboard is the Discussion Board. This feature is also called a threaded discussion or discussion forum. In the Discussion Board user conversations are logged and organized. Conversations are grouped into forums that contain threads and all related replies. Attachments can be added to individual responses and there is a search function within each specific forum.

The Discussion Board can be used in a number of ways to enrich your Blackboard course. Forums are started by the instructor and can cover any topic. Suggested ways to use the Discussion Board are:

- * Have students post an introductory message about themselves
- * Have comment areas on specific reading assignments or projects
- * Create an area where the students can ask and answer questions of each other
- * Set up an "Office Hours" forum for questions on course requirements

OK



Assignments



Assignment Section



This Section could be used to list all assignments for the course.



Create Quizzes/Exams

Tests may consist of the following types of questions:

- multiple choice
- true/false
- matching
- ordering
- multiple answers
- essay or short answer



Deploy Exams/Quizzes

The exam or survey is made available through the appropriate content area.



Reset an Attempt




If a grading error has occurred or a technical glitch causes an incomplete attempt.





View Detailed Analysis

This feature allows Instructors to view the statistics for a specific Assessment and questions. Statistics include:

- the average score students received on the Assessment
- the average number of points a student received for each question
- the percentage of correct and incorrect answers on a question by question basis

 Communication
 Course Tools
 Course Map

 Refresh
 Detail View



My NCAT

Courses

Services

Web Search

Announcements

Staff Information

Syllabus

Course Documents

Assignments

Discussion Board

External Links

Books

Projects

FAQS

Communication

Tools

Communication

Course Tools

Course Map

Refresh

Detail View

ONLINE COURSE DEVELOPMENT DEMONSTRATION COURSE FOR FACULTY (OFAC101) > COURSE DOCUMENTS



Course Documents

Structuring Your Course Site



You may wish to consider the structure and organization of your course before you begin setting up the online sections. Do you want a folder of materials and links for each week, or maybe one for each topic or unit you will be covering?

On the other hand, maybe you will have a folder for all of the homework assignments, one with the links to online readings, and yet another that contains a list of related Websites.



Online Instructor Manual



You can always find the Online

Instructor Manual under the "Help" section of your course site's Control Panel. This is a searchable HTML version.

1. Go into your course site.
2. Click "Control Panel."
3. Click "Manual" in the Help Section.



Online Course Template & Other Resources

Documents contained within this folder were supplied by CDL and are to be used to develop or enhance your online course.



Free PowerPoint Templates

This folder contains free PowerPoint Templates that you can use to create presentations for your course. These templates were provided by CDL.



Free Graphic Builders

This folder contains links to sites that can enable the creation of free banners and graphics for your course site.



Adding Content to Your Course

Information in this folder provides a step-by-step approach to adding content to your online course shell.



Instructional Design Tips

This folder contains suggested instructional design tips which can be used when creating your course.



My NCAT

Courses

Services

Web Search

ONLINE COURSE DEVELOPMENT DEMONSTRATION COURSE FOR FACULTY (OFAC101) > SYLLABUS

 **Syllabus**

Syllabus Section



The Syllabus section contains all pertinent information about the course. Typically, the following are included:

- Course Syllabus
- Catalog course description
- Course objectives
- Course overview
- Course materials, e.g. textbook, supplementary materials, hardware and software requirements, etc.
- Course requirements and grading policies
- Attendance policies
- Instructor Information
- Other information provided by the Instructor

Announcements

Staff Information

Syllabus

Course Documents

Assignments

Discussion Board

External Links






Books

Projects

FAQS

Communication

Tools

 Communication Course Tools Course Map Refresh Detail View

Also, encourage students to print a hard-copy of

the syllabus
for review.



Video Introduction (Windows Media Player Format)

[Video Introduction](#) (1.741 Mb)

This video introduction provides a brief overview of the course.



Distance Education Library Services

All distance education students can remotely access the Ferdinand D. Bluford Library's catalog, databases, full-text electronic journals, electronic books, and even receive research assistance. A complete listing of resources and services can be found at http://www.library.ncat.edu/services/distanced_new.html.



My NCAT

Courses

Services

Web Search

ONLINE COURSE DEVELOPMENT DEMONSTRATION COURSE FOR FACULTY (OFAC101) > STAFF INFORMATION

Announcements

Staff Information

Syllabus

Course Documents

Assignments

Discussion Board

External Links

Books

Projects

FAQS

Communication

Tools



Center for Distance Learning

Email distance@ncat.edu

Work Phone (336) 256-0355; (336) 256-0357 (fax)

Office Location 1020 E. Wendover Avenue - Suite 202

Office Hours M-F 8:00 a.m. - 5:00 p.m.

Personal Link <http://www.ncat.edu/cdl>



Communication

Course Tools

Course Map

Refresh

Detail View

My NCAT

Courses

Services

Web Search

[ONLINE COURSE DEVELOPMENT DEMONSTRATION COURSE FOR FACULTY \(OFAC101\)](#) > ANNOUNCEMENTS


VIEW TODAY

VIEW LAST 7 DAYS

VIEW LAST 30 DAYS

VIEW ALL

June 18, 2008 - June 25, 2008

Fri, Jan 18, 2008 -- Welcome

Posted by: Gwen Godard

Welcome to the Center for Distance Learning's Online Course Development Demonstration Course for faculty, OFAC 101! Thank you for your interest in online courses and programs at North Carolina Agricultural & Technical State University.

This demonstration course is designed to simulate an online course, provide online course development resources and to acquaint you with some of the features of Blackboard.

If you have questions about this demo course or distance learning, please call CDL at 256-0355.

Announcements

Staff Information

Syllabus

Course Documents

Assignments

Discussion Board

External Links


Books


Projects


FAQS


Communication


Tools

 Communication

 Course Tools

 Course Map

 Refresh

 Detail View



Tue, Sep 26, 2006 -- Announcements Section

Posted by: Blackboard
Administrator

The Announcements area is a great place to contact your students. This is the first page the students see when they enter a Blackboard course so it is a natural place to put time sensitive information. The Announcements section should not be used for lengthy documents or course content, but instead as a place to notify students of changes to the course schedule, assignment due dates, reminders of guest speakers, etc.

The default time for announcements to show on the main page is one week; after that time, announcements are stored in "folders" accessible from the main page. If you want a particular announcement to appear at all times, be sure to check the *"Always show this Announcement"* option when you are creating the announcement. Students can view all announcements by selecting the *"View All"* tab at any time during the course.

[Blackboard Academic Suite™](#)

© 1997-2007 Blackboard Inc. All Rights Reserved. U.S. Patent No. 6,988,138. Additional Patents Pending.

Accessibility information can be found at <http://access.blackboard.com>.



My NCAT

Courses

Services

Web Search

ONLINE COURSE DEVELOPMENT DEMONSTRATION COURSE FOR FACULTY (OFAC101) > FAQs

FAQs

Frequently Asked Questions



Use this section to provide answers

to questions that students might be asking you frequently. One way of collecting the information for this page is to save email responses to questions that will be of interest for the entire class, then copy / paste the information on this page.

Announcements

Staff Information

Syllabus

Course Documents

Assignments

Discussion Board

External Links

Books

Projects

FAQS

Communication

Tools

Communication

Course Tools

Course Map

Refresh

Detail View